



## Software Redesign Highlights

Before

Navigation bar data:

S&P 500	4580.0	Shanghai Composite	3214.5027 <sup>E</sup>	EUR/USD	1.09921	BTC/USD	47700.21	ETH/USD	3423.42
↑ 0.10% 4.7		↑ 0.07% 2.2627		↑ 0.06% 0.00070		↑ 1.16% 547.83		↑ 2.67% 88.92	

Login Form:

admin@jic  
\*\*\*\*\*  
 Login as Supervisor  
**SIGN IN**  
[Forgot ID / Passcode](#)  
[Security / Help](#)  
Don't have an account? [Open Account](#)

Central Message:  
All markets, All the time  
Energy, Metals, Agricultural, Interest Rates, FX

7 (+0.10%)	Shanghai Composite	3214.5027 <sup>E</sup>	+2.2627 (+0.07%)	EUR/USD	1.09921	+0.00070 (+0.06%)	BTC/USD	47700.21	+547.83 (+1.16%)	ETH/USD	3423.42	+88.92 (+2.67%)	S&P 500	4580.0	+4.7 (+0.10%)	Shanghai Composite	3214.5027 <sup>E</sup>	+2.2627 (+0.07%)
------------	--------------------	------------------------	------------------	---------	---------	-------------------	---------	----------	------------------	---------	---------	-----------------	---------	--------	---------------	--------------------	------------------------	------------------



After



The image shows a login form for JIC PARTNERS. The form is centered on a dark background with a world map. It includes a logo at the top, followed by input fields for 'USERNAME OR EMAIL' (containing 'Nasreen Navas') and 'PASSWORD' (masked with dots). There is a checked checkbox for 'Stay Signed in' and a blue 'SIGN IN' button. A 'Forgot password?' link is located below the button.



USERNAME OR EMAIL  
Nasreen Navas

PASSWORD  
.....

Stay Signed in

**SIGN IN**

[Forgot password?](#)

Before

S&P 500 +2.4 (+0.05%)
Shanghai Composite +2.2627 (+0.07%)
EUR/USD +0.00069 (+0.06%)
BTC/USD +541.11 (+1.15%)
ETH/USD +86.35 (+2.59%)
S&P 500 4577.7 +2.4 (+0.05%)
Shanghai Co. 2.2627

[UPDATE PROFILE](#)
[SIGN OUT](#)

---

S&P 500

^ 0.05% 2.4

4577.7

Shanghai Composite

^ 0.07% 2.2627

3214.5027 <sup>E</sup>

EUR/USD

^ 0.06% 0.00069

1.09920

BTC/USD

^ 1.15% 541.11

47693.49

ETH/USD

^ 2.59% 86.35

3420.85

Shanghai Composite

2.2627

Nasreen Navas - 1234

03/29/22

---

**TOTAL BALANCE**

Cash	\$0.00
Credit Line	\$0.00
Invested	\$0.00
Pending P/L	\$0.00

Indices
Commodities
Bonds
Forex

SPX500USD	
S&P 500	4577.7 +0.05% +2.4
XLY0 <sup>E</sup>	
Shanghai Composite	3214.5027 +0.07% +2.2627
DJI	
Dow 30	34979.5 +0.06% +22.5
NKY <sup>E</sup>	
Nikkei 225	27943.89 -0.73% -205.9 <sup>TV</sup>

Activities
Statements
Custom Statements
Transfers
Pending Authorizations
Sub-Accounts
Performance
Share Funds
Realtime PL
Chat

Transactions Details

Excel
CSV
PDF
Print

Show 10 entries

Search:

Date	Description	Amount	Balance	Remarks
03/09/22	Funds Sharing	\$0.00	\$0.00	

Showing 1 to 1 of 1 entries

Previous
1
Next



Search...

Ronnie Woodkin

- Home
- Statements
- Transfers
- Sub Accounts
- Performance
- Share Funds
- Realtime P/L
- Help Center
- Settings

-0.00189 (-0.17%) BTC/USD 43437.04 -432.00 (-0.98%) ETH/USD 3068.00 -74.24 (-2.36%) S&P 500 4470.6 -20.3 (-0.45%) Shanghai Composite 3429.5808<sup>1</sup> +68.1411 (+2.03%) EUR/USD 1.14213 -0.00189 (-0.17%)

**Welcome back, Ronnie Woodkin**

Your last login was 20/01/2020 10:00 AM GMT

Total Balance

**\$1,319.00**

[VIEW STATEMENT](#)

**Dashboard**

Jan, 2020 - Dec, 2020

Total Cash

**\$1200.00**

2.1% ↑ than last year

Total Credit Line

**\$450.00**

1.8% ↓ than last year

Total Investment

**\$2,000.00**

1.3% ↑ than last year

Total Pending P/L

**\$769.00**

2.3% ↑ than last month



Investments This Year

**156,927**

1.8% ↑ than last year

S&P 500 4470.6 -0.45% 20.3 Shanghai Composite 3429.5808<sup>1</sup> +2.03% 68.1411 EUR/USD 1.14213 -0.17% 0.00189 BTC/USD 43437.04 -0.98% 432.00 ETH/USD 3068.00 -2.36% 74.24

**Latest Transactions** [Export](#)

DATE	DESCRIPTION	AMOUNT	BALANCE	REMARKS
02.01.2021	P/L Shares	\$123	\$1234	100% Share on NET P/L Amount of \$123
02.01.2021	P/L Shares	\$1234	\$1234	100% Share on NET P/L Amount of \$123
02.01.2021	P/L Shares	\$234	\$1234	100% Share on NET P/L Amount of \$123

Indices	Commodities	Bonds	Forex
SPX500USD			4470.6
S&P 500			-20.3 -0.45%
XLY0 <sup>1</sup>			3429.5808
Shanghai Composite			+68.1411 +2.03%
DJI			35068.0
Dow 30			-66.5 -0.19%
NKY0 <sup>1</sup>			3429.5808
Nikkei 225			+68.1411 +2.03%
XLY0 <sup>1</sup>			3429.5808
Shanghai Composite			+68.1411 +2.03%

**Welcome back, Ronnie Woodkin**  
Your last login was 20/01/2020 10:00 AM GMT

**Total Balance**  
**\$1,319.00**  
VIEW STATEMENT

**Dashboard** Jan, 2020 - Dec, 2020

- Total Cash: **\$1200.00** (2.1% ↑ than last year)
- Total Credit Line: **\$450.00** (1.8% ↓ than last year)
- Total Investment: **\$2,000.00** (1.3% ↑ than last year)
- Total Pending P/L: **\$769.00** (2.3% ↑ than last month)

**Investments This Year**  
**156,927**  
1.8% ↑ than last year

**Latest Transactions** Export

DATE	DESCRIPTION	AMOUNT	BALANCE	REMARKS
02.01.2021	P/L Shares	\$123	\$1234	100% Share on NET P/L Amount of \$123
02.01.2021	P/L Shares	\$1234	\$1234	100% Share on NET P/L Amount of \$123
02.01.2021	P/L Shares	\$234	\$1234	100% Share on NET P/L Amount of \$123
02.01.2021	P/L Shares	\$65	\$1234	100% Share on NET P/L Amount of \$123
02.01.2021	P/L Shares	\$678	\$1234	100% Share on NET P/L Amount of \$123
02.01.2021	P/L Shares	\$23	\$1234	100% Share on NET P/L Amount of \$123
02.01.2021	P/L Shares	\$345	\$1234	100% Share on NET P/L Amount of \$123

**Welcome back, Ronnie Woodkin**  
Your last login was 20/01/2020 10:00 AM GMT

**Dashboard** Jan, 2020 - Dec, 2020

- Total Cash: **\$1200.00** (2.1% ↑ than last year)
- Total Credit Line: **\$450.00** (1.8% ↓ than last year)
- Total Investment: **\$2,000.00** (1.3% ↑ than last year)
- Total Pending P/L: **\$769.00** (2.3% ↑ than last month)

**Total Balance**  
**\$1,319.00**  
2.3% ↑ than last year

**Total Cash**  
**\$1200.00**  
2.1% ↑ than last year

**Total**  
**\$4**  
1.8%

**Investments This Year**  
**156,927**  
1.8% ↑ than last year

Compare to previous dates  
Compare to: Previous period

- Benefits**
1. More focussed design
  2. Improved Navigation
  3. Customer centric design
  4. Clear Graphical presentation
  5. Overview of entire system
  6. Ability to compare and choose timeline
  7. Search & notification panel

1600 WIDTH

1600 WIDTH dashboard screenshot showing a full-width view with a sidebar, a main content area with a welcome message, a dashboard with four key metrics (Total Cash, Total Credit Line, Total Investment, Total Pending P/L), a bar chart for 'Investments This Year', and a table for 'Latest Transactions'.

iPad Pro 12.9in

iPad Pro 12.9in dashboard screenshot showing a wider mobile view with a collapsed sidebar, a main content area with a welcome message, a dashboard with four key metrics, a bar chart for 'Investments This Year', and a table for 'Latest Transactions'.

iPhone 12 Pro Max...

iPhone 12 Pro Max dashboard screenshot showing a standard mobile view with a collapsed sidebar, a main content area with a welcome message, a dashboard with four key metrics, a bar chart for 'Investments This Year', and a table for 'Latest Transactions'.

Mobile Expand Me...

Mobile Expand Me dashboard screenshot showing a mobile view with a sidebar that is partially expanded, a main content area with a welcome message, a dashboard with four key metrics, and a table for 'Latest Transactions'.

Mobile - Calendar ...

Mobile - Calendar dashboard screenshot showing a mobile view with a sidebar that is fully expanded, a main content area with a date range selector, a calendar grid for March and April 2022, and a table for 'Latest Transactions'.

Responsive across all screens



Before

+0.24%) Shanghai Composite 3214.5027<sup>E</sup> +2.2627 (+0.07%)
EUR/USD 1.10171 +0.00320 (+0.29%)
BTC/USD 47539.47 +387.09 (+0.82%)
ETH/USD 3410.26 +75.76 (+2.27%)
S&P 500 4586.4 +11.1 (+0.24%)
Shanghai Composite 3214.5027<sup>E</sup>

UPDATE PROFILE SIGN OUT

---

S&P 500

4586.4

~ 0.24% 11.1

Shanghai Composite

3214.5027<sup>E</sup>

~ 0.07% 2.2627

EUR/USD

1.10171

~ 0.29% 0.00320

BTC/USD

47539.47

~ 0.82% 387.09

ETH/USD

3410.26

~ 2.27% 75.76

Nasreen Navas - 1234

03/29/22

**TOTAL BALANCE**

---

**\$0.00**

---

Cash \$0.00

---

Credit Line \$0.00

---

Invested \$0.00

---

Pending P/L \$0.00

Indices
Commodities
Bonds
Forex

SPX500USD S&P 500	4586.4	+0.24% +11.1
XLY0 <sup>E</sup> Shanghai Composite	3214.5027	+0.07% +2.2627
DJI Dow 30	35056.0	+0.28% +99.0
NKY <sup>E</sup> Nikkei 225	27943.89	-0.73% -205.9

Activities
Statements
Custom Statements
Transfers
Pending Authorizations
Sub-Accounts
Performance
Share Funds
Realtime PL
Chat

Statements

Show  entries Search:

Date	Download	Email
03.29.2020		

Showing 1 to 1 of 1 entries Previous **1** Next



**Statements** Jun 2020 - Dec 2020

DATE	DESCRIPTION	AMOUNT	BALANCE	REMARKS
02.06.2021	P/L Shares	\$123	\$1234	100% Share on NET P/L Amount of \$123
02.06.2021	P/L Shares	\$1234	\$1234	100% Share on NET P/L Amount of \$123
02.06.2021	P/L Shares	\$234	\$1234	100% Share on NET P/L Amount of \$123
02.06.2021	P/L Shares	\$65	\$1234	100% Share on NET P/L Amount of \$123
02.06.2021	P/L Shares	\$678	\$1234	100% Share on NET P/L Amount of \$123
02.06.2021	P/L Shares	\$23	\$1234	100% Share on NET P/L Amount of \$123
02.06.2021	P/L Shares	\$345	\$1234	100% Share on NET P/L Amount of \$123

**Partner Sub-Accounts** Create New Transfer Share Funds

NAME	EMAIL	BALANCE	CASH	INVEST	PENDING P/L
Irfan Ibrahim	test@test.com	\$500	\$1500	\$1000	\$200
John Doe	test@test.com	\$500	\$1500	\$1000	\$200
Johanna	test@test.com	\$500	\$1500	\$1000	\$200

**Transfer Requests** Jan 2020 - Dec 2020 Add Beneficiary View Beneficiary Transfer Request

REQUEST DATE	AMOUNT	BENEFICIARY DETAILS	STATUS
02.06.2021	\$500	Irfan Ibrahim	Under Process
02.06.2021	\$500	Irfan Ibrahim	Pending
02.06.2021	\$500	Irfan Ibrahim	Completed
02.06.2021	\$500	Irfan Ibrahim	Completed
02.06.2021	\$500	Irfan Ibrahim	Completed
02.06.2021	\$500	Irfan Ibrahim	Completed

**Create New Sub-Accounts** Create New Transfer Share Funds

**Personal Information**

First Name\* John Doe  
 Last Name\* JohnDoe.com  
 Address\* Address line 1, Place, country 000144  
 City\* New York State\* State  
 Zip\* 000 Phone\* +912345678  
 Phone +912 1234

**Bank Account Information**

Account Title\* John Doe  
 Account Number\* ACCNT913456  
 ACH Routing No\* ACH099789  
 Debit Card No\* 1234 5678 8900 1235

**Login Info**

Email\* John@test.com  
 Password\* \*\*\*\*\*

**Social Information**

Skype ID WhatsApp Number ACCNT913456

**Other Information**

Parent Client\* DBN Algo Nickname  
 Parent Share\*

Chat: Disabled Funds Transfer: Enabled

Log in without Pincode

SAVE

The Performance dashboard features a line chart comparing 'Contract' (green) and 'Instrument' (blue) performance from March to September 2020. The Y-axis ranges from 0 to 1000. A 'PERFORMANCE ANALYSIS' table is displayed on the right.

PERFORMANCE ANALYSIS	
Starting Balance	\$0.00
Net P/L	\$0.00
Net P/L Percent	0%
Final Balance	\$0.00
Average Winning Trades	\$0.00
Average Losing Trades	\$0.00
Max Consecutive Loss	0
Max Drawn Down Percent	0%
Ratio Loss Over Win Trades	0

The Realtime P/L dashboard displays a table of trading activity for John Doe.

CONTRACTS	TRADER NAME	TERMINAL NO.	TIME IN	PRICE	CLOSE PRICE	COMMISSION P/L
XXXX	John Doe	XX2345	10:00 AM GMT	\$100	12:00 PM GMT	10%
XXXX	John Doe	XX2345	10:00 AM GMT	\$100	12:00 PM GMT	10%
XXXX	John Doe	XX2345	10:00 AM GMT	\$100	12:00 PM GMT	10%
XXXX	John Doe	XX2345	10:00 AM GMT	\$100	12:00 PM GMT	10%
XXXX	John Doe	XX2345	10:00 AM GMT	\$100	12:00 PM GMT	10%
XXXX	John Doe	XX2345	10:00 AM GMT	\$100	12:00 PM GMT	10%
XXXX	John Doe	XX2345	10:00 AM GMT	\$100	12:00 PM GMT	10%

The Share Funds form shows a total cash available of \$1200.00 and fields for beneficiary, date, amount, and remarks.

Total Cash Available: **\$1200.00**

Select Beneficiary\*:

Transaction Date\*:

Transaction Amount\*:

Remarks:

Buttons: REQUEST, CANCEL

The Share Funds form is shown with a success message overlay: 'Funds Share Completed'.

Total Cash Available: **\$1200.00**

Select Beneficiary\*:

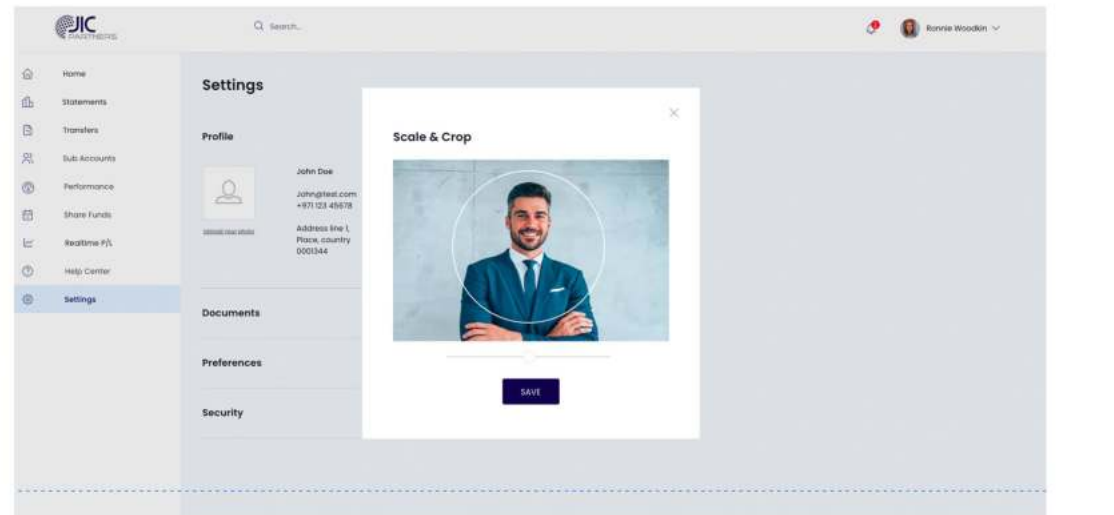
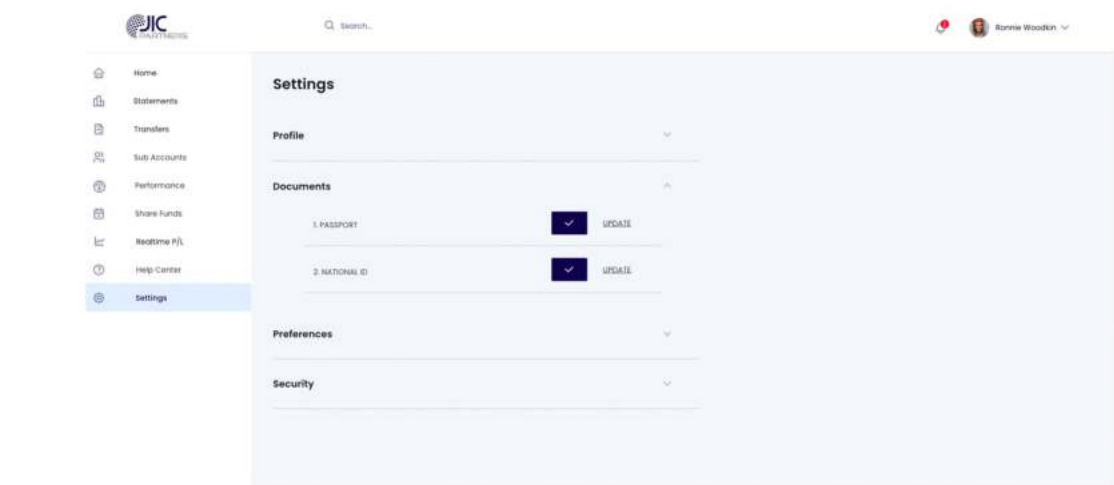
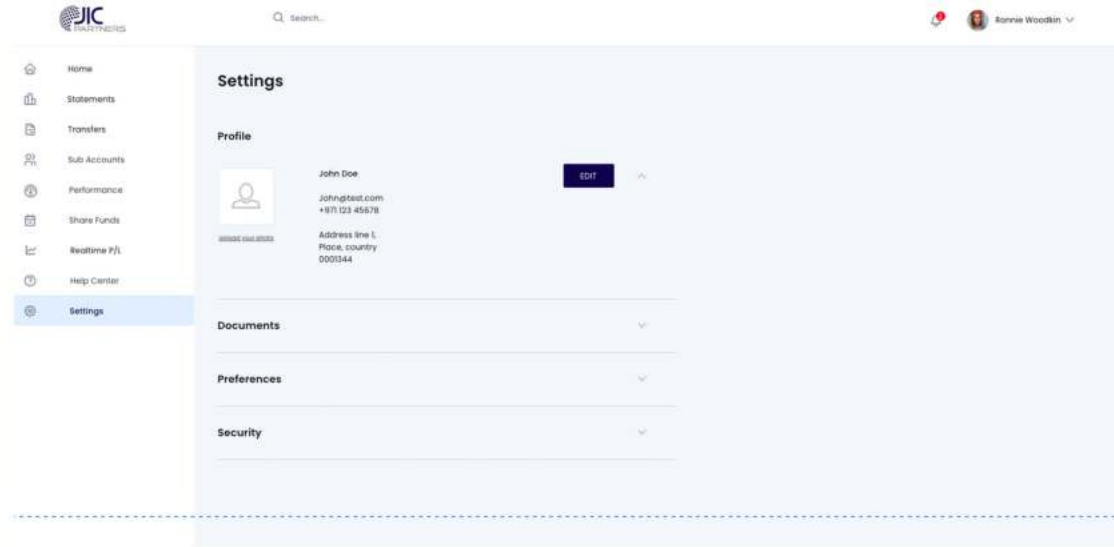
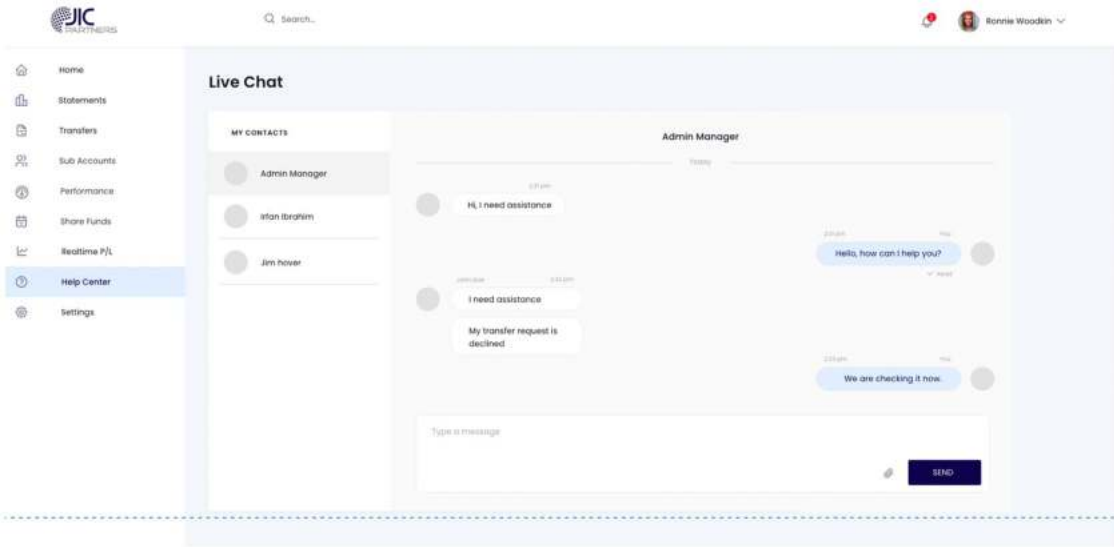
Transaction Date\*:

Transaction Amount\*:

Remarks:

Buttons: REQUEST, CANCEL

Success Message: Funds Share Completed



Before

☰Admin Manager

**Dashboard**

- Partners
- Additional Contacts
- Performances
- New Account
- Accounts for Approval
- New Transaction
- Share Funds
- Transactions
- Supervisors
- New Supervisor
- Contracts
- Terminal Numbers
- Trade Names
- Send SMS
- PL Shares
- PL Report
- Chat
- Groups
- New Group
- Expences
- Transfer Requests
- Liquidate Invest
- Liquidate Group
- Database
- Demo Partners

### Dashboard

TOTAL AMOUNT	
	<b>\$400.00</b>
CASH	\$400.00
INVESTED	\$0.00
LATENT P/L	\$0.00

INTRADAY LATENT P/L	\$0.00
---------------------	--------

MASTER ACCOUNT HISTORY
------------------------

TRADING PANEL

#### Investor Allocation Master Account



Investor Name	Amount
Irfan Ibrahim	\$400
Nasreen Navas	\$0
Nasreen Navas	\$0
Nasreen Navas	\$0
Nasreen Navas	\$0
Nasreen Navas	\$0



- Home
- Partners
- Performance
- Accounts
- Transactions
- Supervisors
- Groups
- Contracts
- Terminal Number
- Trade Name
- Send SMS
- P/L Share
- Live Chat
- Expenses
- Liquidate
- Database
- Logs
- Tracking
- Settings

### Dashboard

📅 Jan, 2020 - Dec, 2020

<p>Total Balance</p> <p><b>\$768,342</b></p> <p>2.3% ↑ than last year</p>	<p>Total Cash</p> <p><b>\$568,342</b></p> <p>2.1% ↑ than last year</p>	<p>Total Invested</p> <p><b>\$168,342</b></p> <p>1.8% ↓ than last year</p>	<p>Total Latent P/L</p> <p><b>\$68,342</b></p> <p>1.3% ↑ than last year</p>
---	--	--	---



#### Master Account History

View →

Funds shared from Nasreen Navas to Irfan Ibrahim	02.01.2021, 10:30 am
Funds shared from John Doe to	

#### Pending P/L

**\$7,342**

[SHARE FUNDS](#) [VIEW DETAILS](#)

#### Requests

Transfer Request to John Doe by Irfan Ibrahim

02.01.2021, 10:30 am

[VIEW DETAILS](#)

Approve  Reject

---

New Beneficiary Added by John Doe

02.01.2021, 10:30 am

[VIEW DETAILS](#)

Approve  Reject

#### Pending Withdrawal Approvals

**\$5,342**

[VIEW DETAILS](#)

#### New Investors

Mitchell Williamson	Investor ID#01223	<a href="#">✉</a>
Sam Conner	Investor ID#01221	<a href="#">✉</a>
Christina Castro	Investor ID#01222	<a href="#">✉</a>
Harriett Clark	Investor ID#01222	<a href="#">✉</a>
Harriett Clark	Investor ID#01222	<a href="#">✉</a>

Before

After

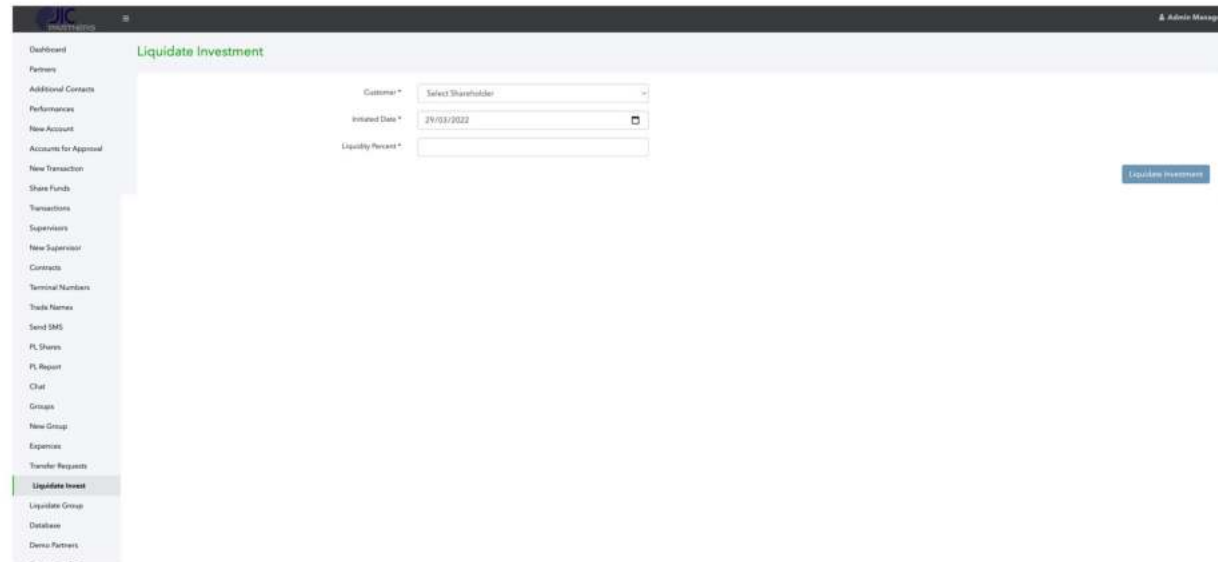
Starting Balance	\$0.00
Net PL	\$0.00
Net PL Percent	0%
Final Balance	\$0.00
Average Winning Trades	\$0.00
Average Losing Trades	\$0.00
Max Consecutive Loss	0
Max Draw Down Percent	0%
Ratio Loss Over Win Trades	0

Before

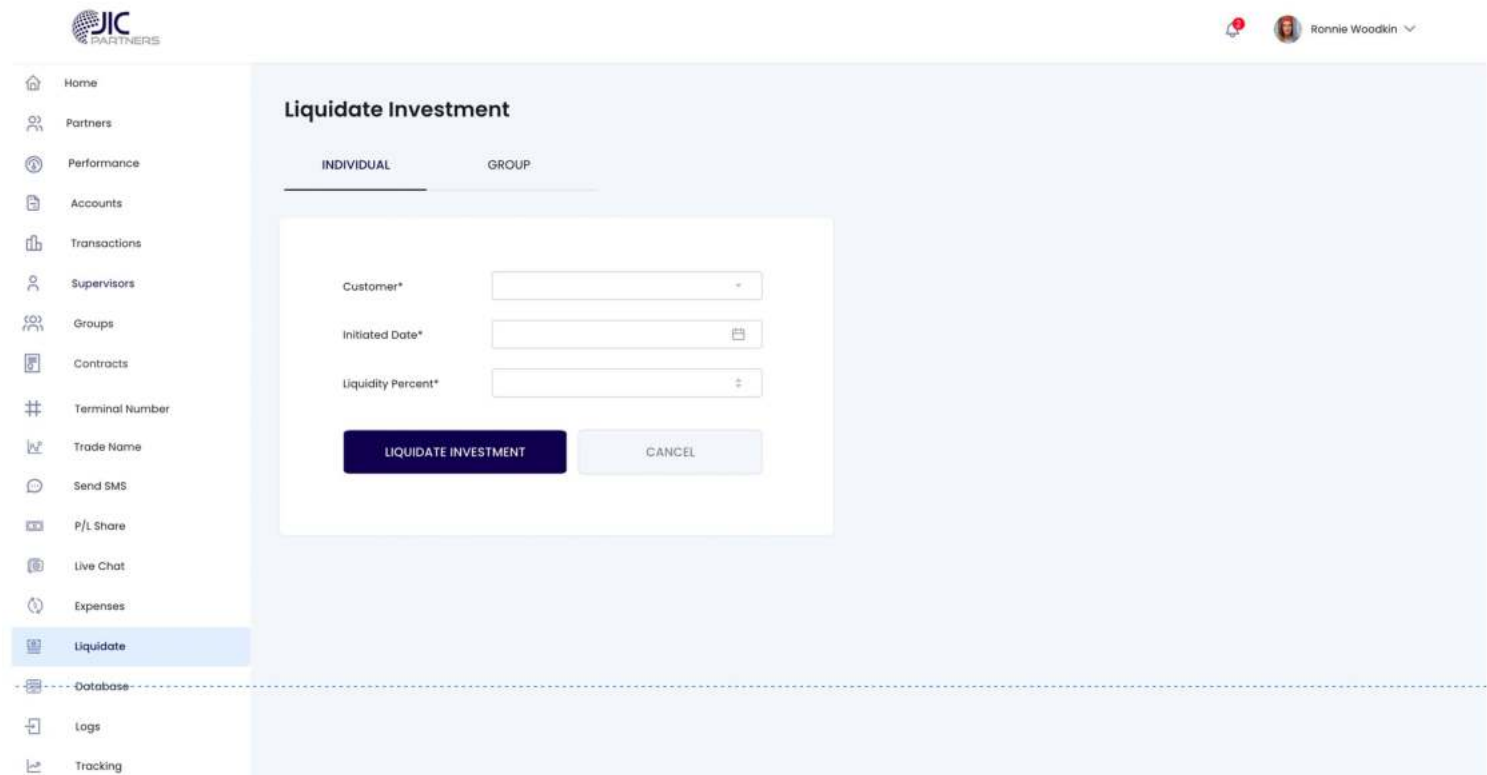
After



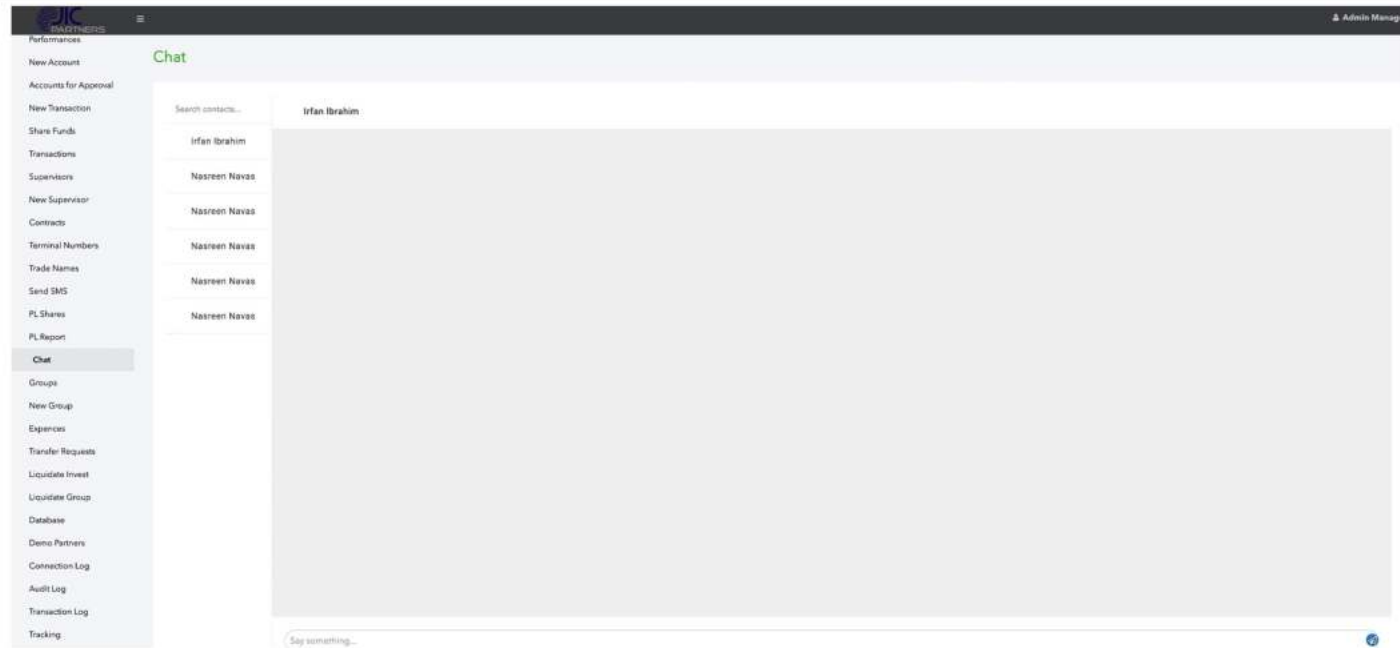
Before



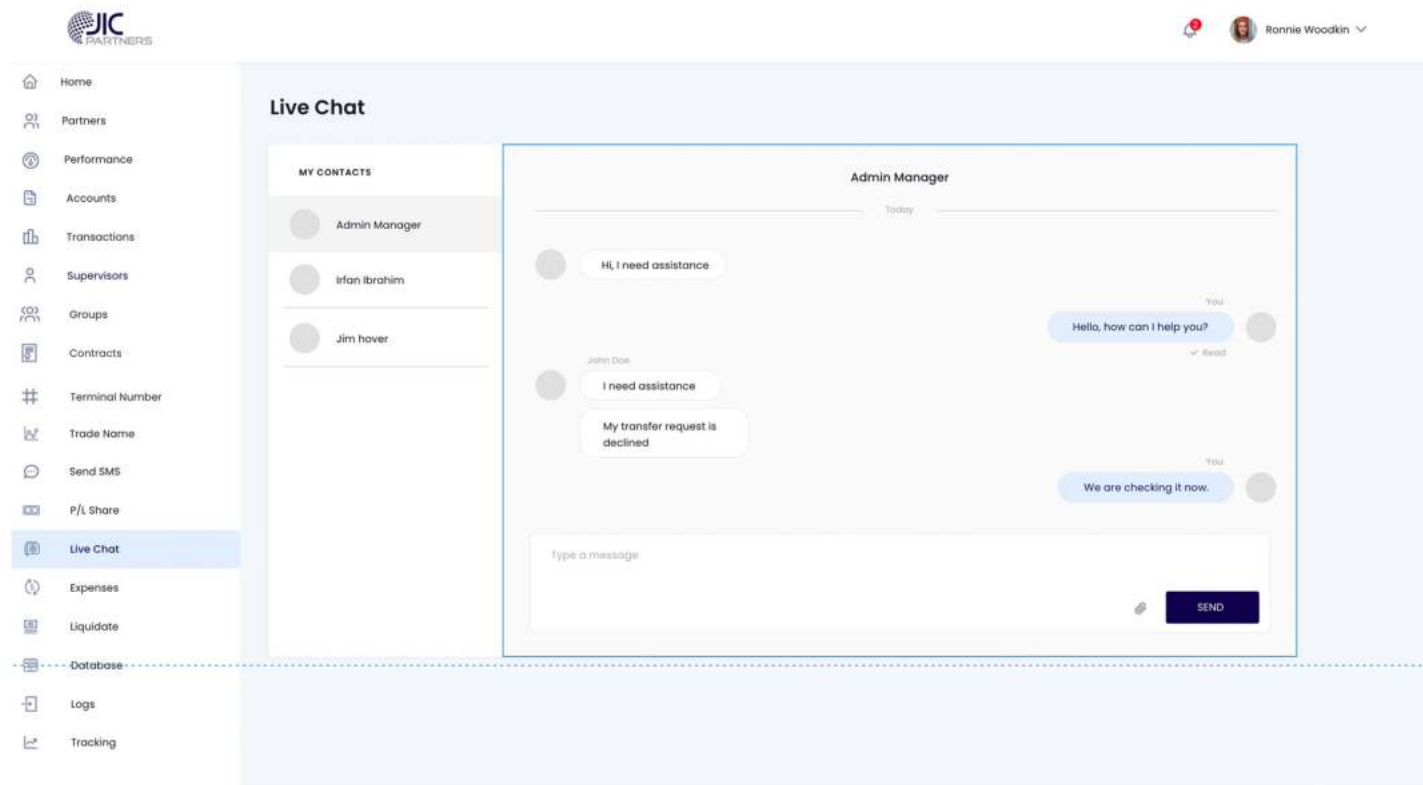
After



Before



After





Ronnie Woodkin ▾

- Home
- Partners
- Performance
- Accounts
- Transactions
- Supervisors
- Groups
- Contracts
- Terminal Number
- Trade Name
- Send SMS
- P/L Share
- Live Chat
- Expenses
- Liquidate
- Database
- Logs
- Tracking

## Tracking

02.01.2021, 10:30 am GMT

● Investment ● Investor



− +
Puerto Rico ▾

Visitors right now **10** Total Investment Amount **\$123.86**

Total Sessions **10** Total Investments **12**

### Top location



### Top Investors

- Mitchell Williamson**  
Investor ID#01223
- Sam Conner**  
Investor ID#01221
- Christina Castro**  
Investor ID#01222

### Top Products

SPX500USD SBP 500	4470.6 -20.3 -0.45%
XLY0 <sup>F</sup> Shanghai Composite	3429.5808 +68.1411 +2.03%
DJI Dow 30	35068.0 -66.5 -0.19%
NKY <sup>F</sup> Nikkei 225	3429.5808 +68.1411 +2.03%
XLY0 <sup>F</sup> Shanghai Composite	3429.5808 +68.1411 +2.03%